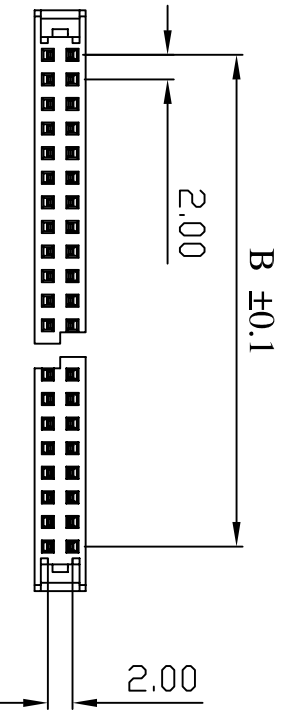
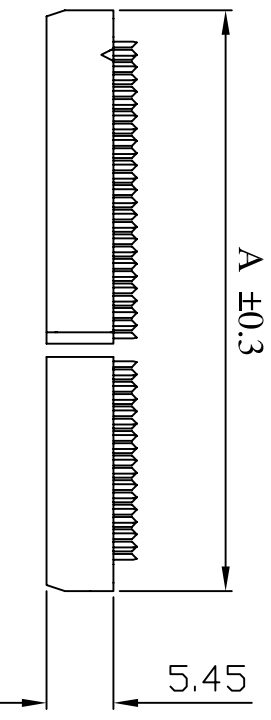
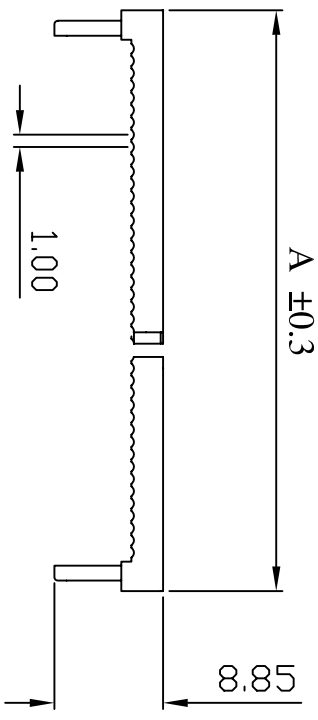
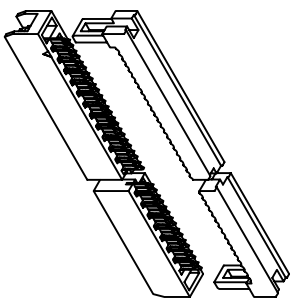
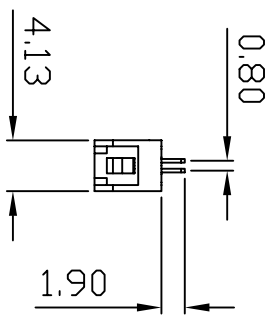
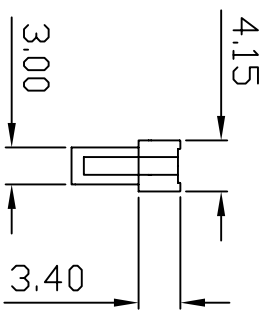


MATERIALS:
 INSULATOR:P.B.T.30%GLASS FIBER,UL94V-0
 CONTACT MATERIAL:BRASS OR PHOSPHOR BRONZE,
 GOLD FLASH OVER NICKEL

ELECTRICAL:
 CURRENT RATING:1AMP.
 INSULATION RESISTANCE:1000M MIN.
 DIELECTRIC WITHSTANDING:500VAC 0
 OPERATING TEMPERATURE:-45°C~+85°

DIMENSION				
CONTACT	A±0.3	B±0.1	CONTACT	A±0.3 B±0.1
FC-06P	11.25	04.00	FC-24P	29.25 22.00
FC-08P	13.25	06.00	FC-26P	31.25 24.00
FC-10P	15.25	08.00	FC-30P	35.25 28.00
FC-12P	17.25	10.00	FC-34P	39.25 32.00
FC-14P	19.25	12.00	FC-40P	45.25 38.00
FC-16P	21.25	14.00	FC-44P	49.25 42.00
FC-18P	23.25	16.00	FC-50P	55.25 48.00
FC-20P	25.25	18.00	FC-60P	65.25 58.00
FC-22P	27.25	20.00	FC-68P	73.25 66.00

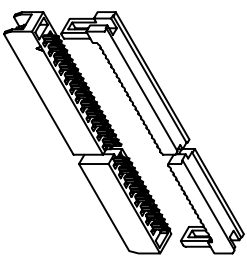
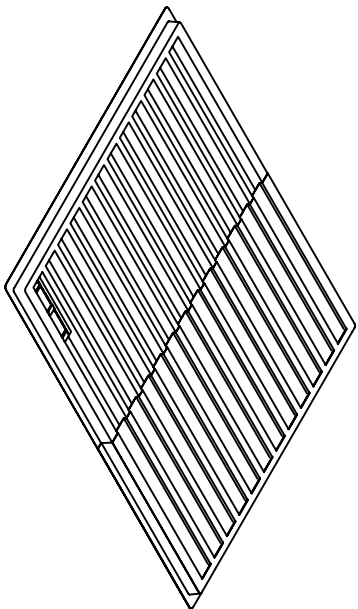
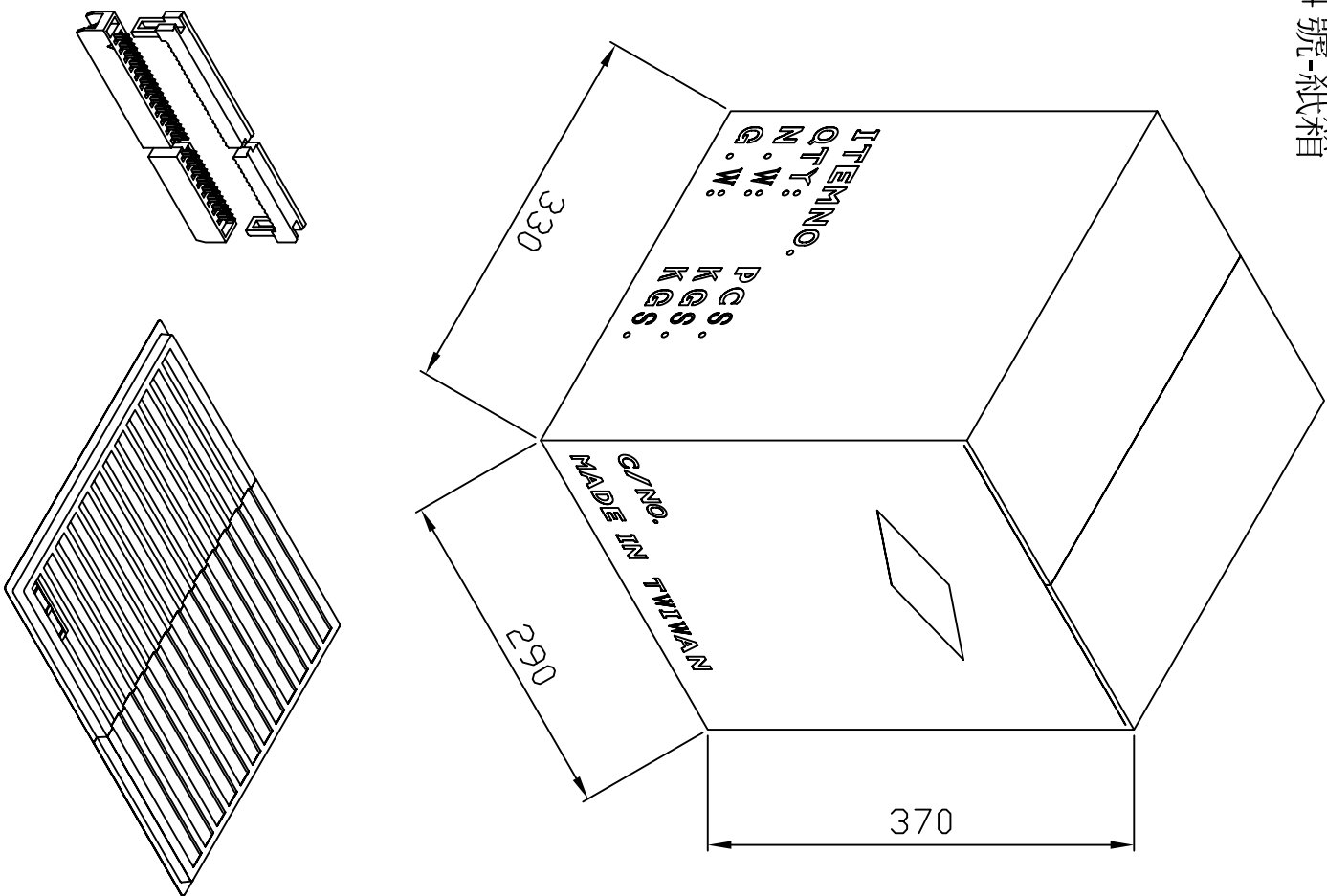


FC-22 - XX P0 BK N 000 C
 1 2 3 4 5 6

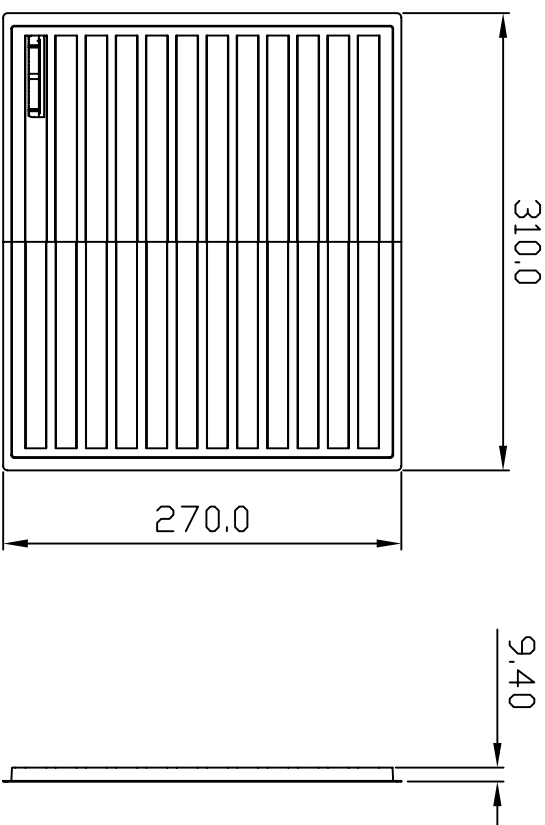
- (RoHS Compliant)
- Rer RDW: 06 to 68pin 4. Contact Plated: G=Gold 10u"
 T=Tin over Nickel J=Gold 10u",Ni 50u"
 C=Gold Flash L=Gold 15u"
 F=Gold Flash,Tin 100u" M=Gold 15u",Ni 50u"
 A=Gold 3u" U=Gold 30u"
 B=Gold 3u",Ni 50u" V=Gold 30u",Ni 50u"
 D=Gold 5u" N=Gold Flash , Ni
 - Material: P0=Phosphor Bronze
 - Color: BK=Black GR=Gray
 - Special Options: 5. Special Options
 - Packaging: 6. Packaging: C= Tray

②:FC-22-XXPP0BKKN000-2007/05/22-C1		CONN TOP		PART NO		FC-22-XXPP0BKKN000C		X		.XX		.XXX	
①:FC-22-XXB0BKKN000-2007/04/23-C		COMPONENT INC.		DRAWING NO		FA-00031		EDITION: C2		SCALE: 1:1		UNIT: m.m	
BOM 1: FC-22-XXBKKH0		3: FAT-AP		DRAWN BY		GARY		2008/03/28		SCALE: 1:1		UNIT: m.m	
TEL:(02)86481727		FAX:(02)86482427		APPROVAL BY									

4 號-紙箱



DIMENSIONS				KGS	
PART NO	CONTACTS	TRAY	CARTON	N.W	G.W
FC-21-08B0BKNN000	FC-08P	240	19200	14.0	15.0
FC-21-10B0BKNN000	FC-10P	216	17280	15.0	16.0
FC-21-12B0BKNN000	FC-12P	192	15360	15.0	16.0
FC-21-14B0BKNN000	FC-14P	168	13440	15.0	16.0
FC-21-16B0BKNN000	FC-16P	156	12480	15.5	16.5
FC-21-20B0BKNN000	FC-20P	132	10560	15.5	16.5
FC-21-24B0BKNN000	FC-24P	108	8640	15.0	16.0
FC-21-26B0BKNN000	FC-26P	96	7680	15.0	16.0
FC-21-30B0BKNN000	FC-30P	84	6700	14.5	15.5
FC-21-34B0BKNN000	FC-34P	84	6720	16.0	17.0
FC-21-40B0BKNN000	FC-40P	72	5760	15.5	16.5
FC-21-44B0BKNN000	FC-44P	60	4800	14.5	15.5
FC-21-50B0BKNN000	FC-50P	60	4800	16.5	17.5



		PART NO		FC-22-XXPP0BKNN000C		X	X	XX
CONN TOP COMPONENT INC.		DRAWING NO		BOX-00005		±20.0	±0.50	±0.50
1: 0		DRAWN BY		GARY		C	ITEM: BOX	
BOM 2: 0		APPROVAL BY				2007/10/02	SCALE: 1:1	
3: 0							UNIT: mm	
TEL: (02)86481727 FAX: (02)86482427								