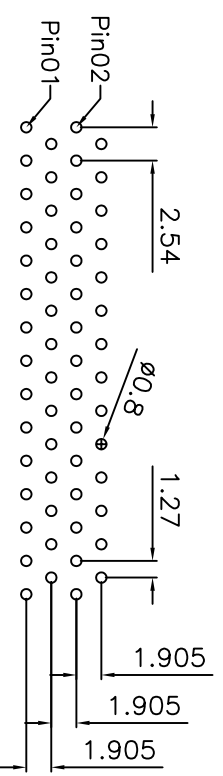
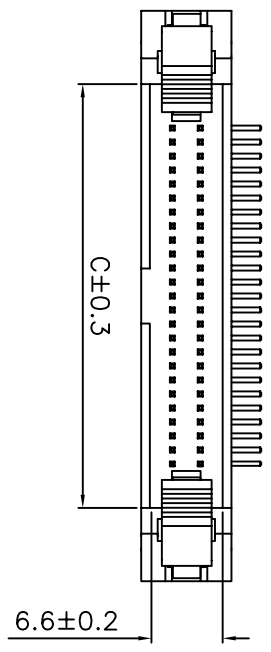
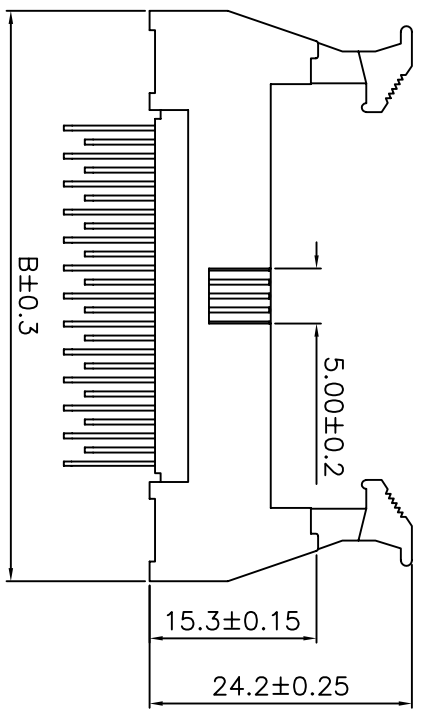


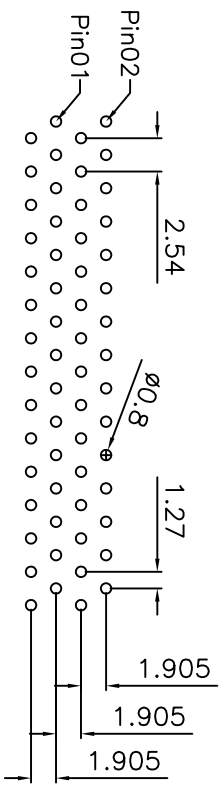
P.C.Board Layout
10,26,30,34,50,70



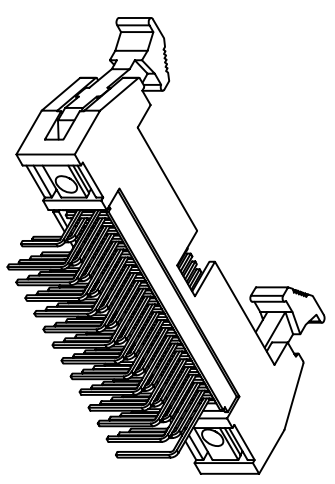
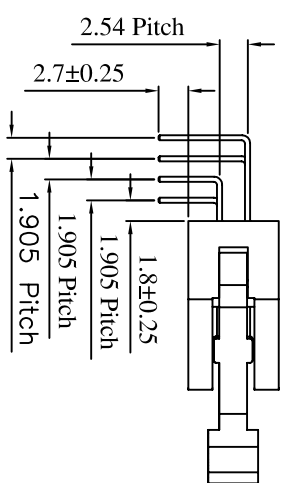
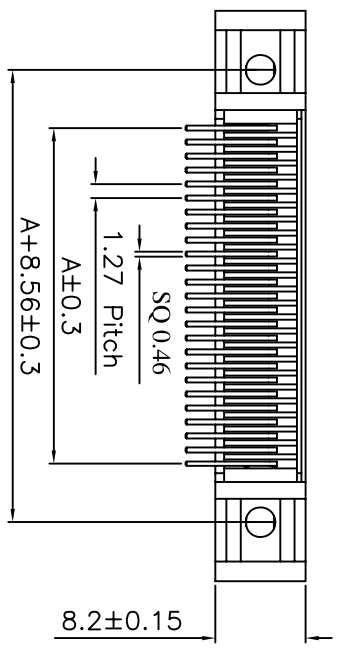
Circuits	Dimension		
	A	B	C
10	5.08	26.15	12.86
26	15.24	36.31	23.02
30	17.78	38.85	25.56
34	20.32	41.39	28.10
50	30.48	51.55	38.26
70	43.18	64.25	50.96



P.C.Board Layout
16,20,40,44,60,80,100



Circuits	Dimension		
	A	B	C
16	8.89	29.96	16.67
20	11.43	32.50	19.21
40	24.13	45.20	31.91
44	26.67	47.74	34.45
60	36.83	57.90	44.61
80	49.53	70.60	57.31
100	62.23	83.30	70.01



(RoHS Compliant) LH44 A X - XX RL BK X 000 C
 $\frac{1}{2}$ $\frac{3}{4}$ $\frac{5}{6}$ $\frac{7}{8}$

Contract:
Contact: Brass.
Insulator: PBT.
Finish: Gold flash plated over nickel.

- Insulator Material:
A= P.B.T.
- Circuits: 10~100 pin
- Contact Plated:
C=Gold Flash
A=Gold 3u"
D=Gold 5u"
G=Gold 10u"
L=Gold 15u"
U=Gold 30u"
- Taill Style:
RL= Right Angle Long Latch
- Packing:
C= Tray
- Color: BK=Black
GR=Grey

		PART NO		LH44AX-XXRLBKX000C		.X ±0.3		.XXX ±0.100	
DRAWING NO		LH-00074		EDITION: C		ITEM: LH		SCALE: 1:1	
DRAWN BY		GARY		2008/10/13		SCALE: 1:1		UNIT: m.m	
APPROVAL BY									
TEL:(02)86481727		FAX:(02)86482427							