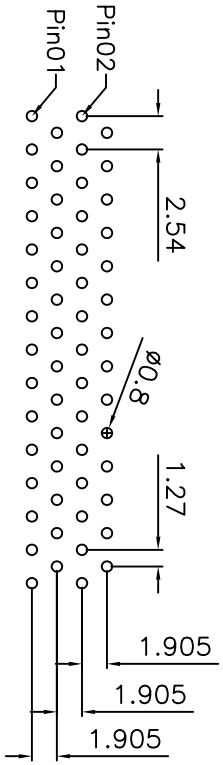
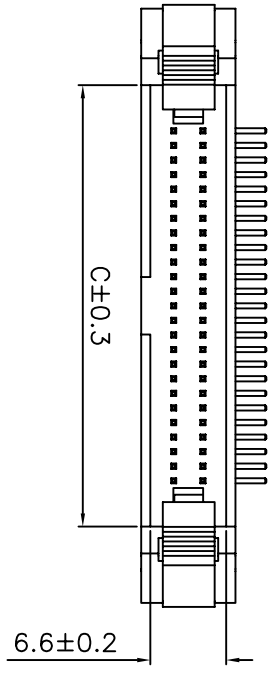
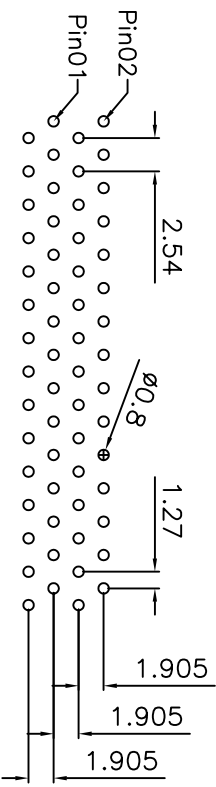
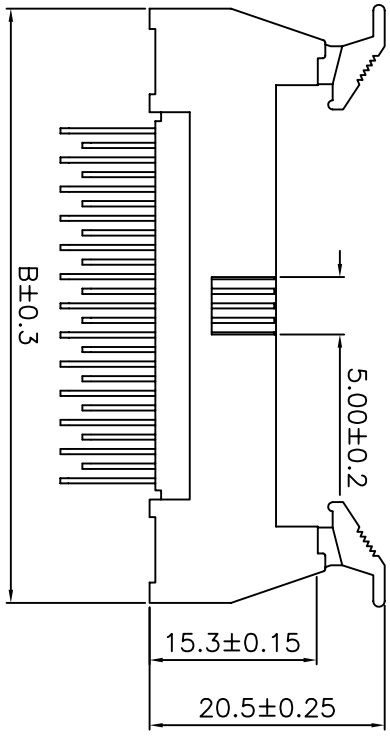


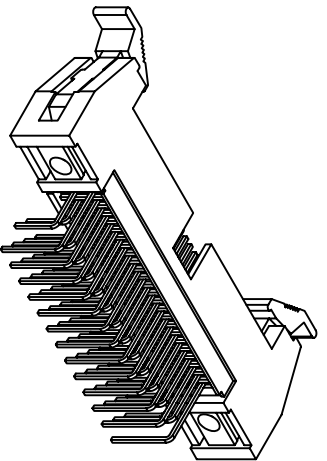
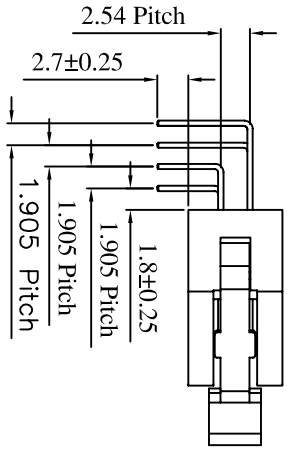
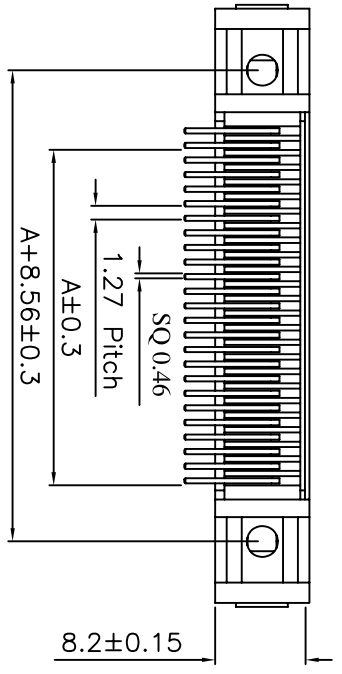
P.C.Board Layout
10,26,30,34,50,70



Circuits	Dimension		
	A	B	C
10	5.08	26.15	12.86
26	15.24	36.31	23.02
30	17.78	38.85	25.56
34	20.32	41.39	28.10
50	30.48	51.55	38.26
70	43.18	64.25	50.96



Circuits	Dimension		
	A	B	C
16	8.89	29.96	16.67
20	11.43	32.50	19.21
40	24.13	45.20	31.91
44	26.67	47.74	34.45
60	36.83	57.90	44.61
80	49.53	70.60	57.31
100	62.23	83.30	70.01



(RoHS Compliant) LH44 A X - XX RS BK X 000 C
1 2 3 4 5 6 7 8

- Insulator Material:
A= P.B.T.
- A=Phosphor Bronze
- Circuits: 10~100 pin
- Taill Style:
RS= Right Angle Short Latch
- Color: BK=Black
GR=Grey
- Contact Plated:
C=Gold Flash
A=Gold 3u"
D=Gold 5u"
G=Gold 10u"
L=Gold 15u"
U=Gold 30u"
- Special Options
C= Troy
- Packing:
C= Troy

Contract:
Contact: Brass.
Insulator: PBT.
Finish: Gold flash plated over nickel.

		PART NO		LH44AX-XXRSBKX000C		.X ±0.3		.XXX ±0.20		.XXX ±0.100	
DRAWING NO		LH-00075		EDITION: C		ITEM: LH		DRAWN BY		GARY	
BOM		2:		3:		2008/10/13		SCALE: 1:1		UNIT: m.m	
TEL:(02)86481727		FAX:(02)86482427		APPROVAL BY							