| | |
|---|---|
| Current Rating: | 3 Amps |
| Insulator Resistance: | 5000 Megohms min |
| Contact Resistance: | 20 m ohms max |
| Dielectric Withstanding: | 1000 V AC |
| Operating Temperature: | - 40˚ ~ +85˚ C |
| Contact Material: | Brass |
| Insulator Material: | Polyester,UL 94V-0<br>Standard: PBT |

Finish: Tin,Gold Plated
Standard:Gold Flash all over

Note:
Duplex Plating: Gold Plated on contact area,
Tin on solder area

| | |
|---|---|
| Max Processing Temp: | 230˚ C for 60 seconds<br>260˚ C for 10 seconds |
| Insulator Material: | Polyester,UL 94V-0<br>Standard:Nylon-6T |

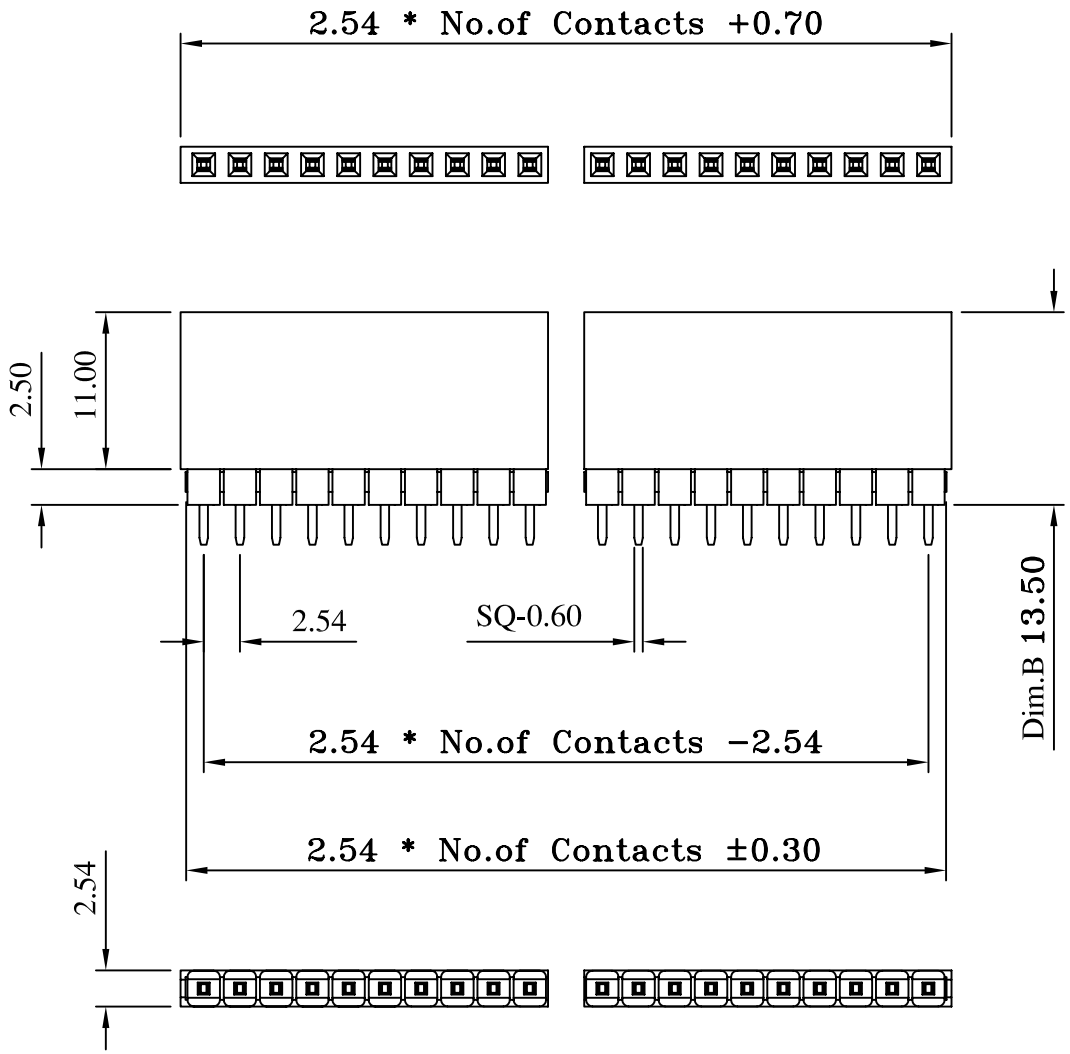


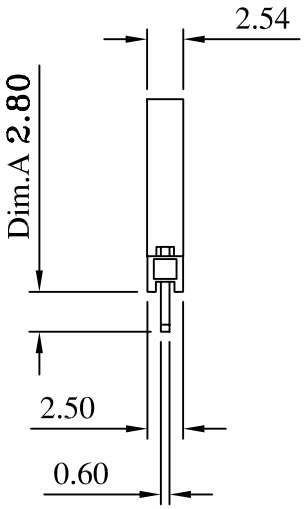


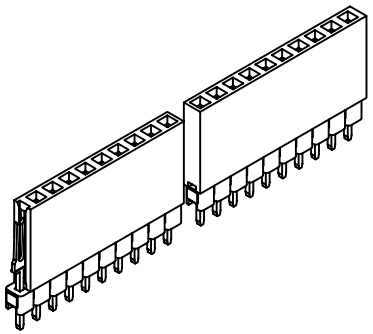

Recommended P.C. Board
Hole Layout




(RoHS Compliant)

P1 X 11 X - 1 XX S0 BK X M11 D
(1 = P1, 2 = 11, 3 = XX, 4 = S0, 5 = BK, 6 = X, 7 = M11, 8 = D)

1. Standard: A= P.B.T.
   N= Nylon-6T
2. Contact Material:
   A=Phosphor Bronze
   B=Brass
3. Per ROW 02 to 40
4. Taill Style: S0= Straight
5. Color: BK=Black
6. Contact Plated:
   T=Matte Tin over Nickel
   W=Matte Tin over Nickel 150u"
   Y=Bright Tin over Nickel
   C=Gold Flash
   F=Gold Flash,Matte Tin 100u"
   A=Gold 3u"
   B=Gold 3u",Matte Tin 100u"
   D=Gold 5u"
   E=Gold 5u",Matte Tin 100u"
   G=Gold 10u"
   J=Gold 10u",Matte Tin 100u"
   L=Gold 15u"
   M=Gold 15u",Matte Tin 100u"
   U=Gold 30u"
   V=Gold 30u",Matte Tin 100u"
7. M= DIP SQ 0.60mm
8. Packingl:
   D= Box

①:P1X11-1XXS0BKXM11-2007/03/26-C1

| | | | | | |
|---|---|---|---|---|---|
| CONN TOP COMPONENT INC. | PART NO | P1X11-1XXS0BKXM11D | | .X ±0.3 | .XX ±0.20 | .XXX ±0.100 |
| BOM 1: P1X11-1XXBKH0 | DRAWING NO | PB-00111 | EDITION: C2 | ITEM: PB |
| BOM 2: H1X25-1XXBKH0 | DRAWN BY | GARY | 2008/06/16 | SCALE: 1:1 |
| BOM 3: PB11T-606602S | | | | |
| TEL:(02)86481727 FAX:(02)86482427 | APPROVAL BY | | | UNIT: m.m |