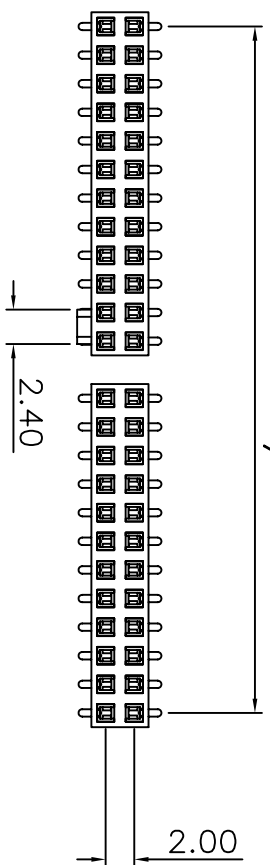
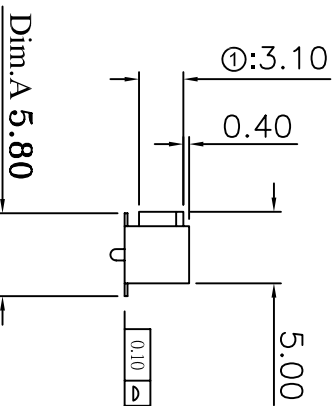
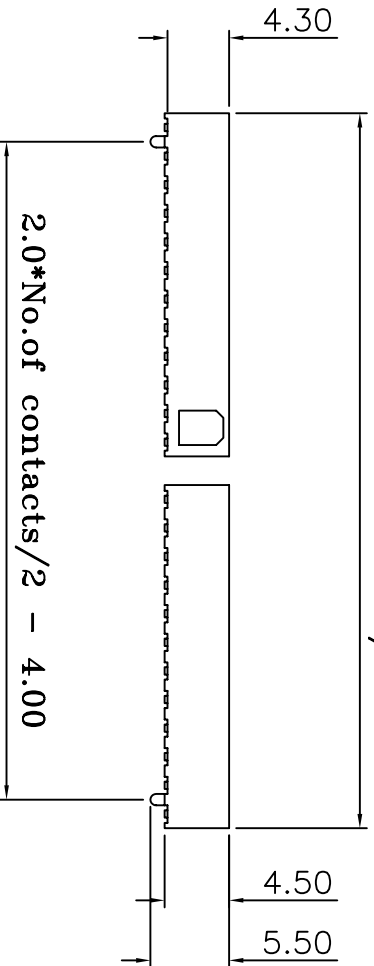


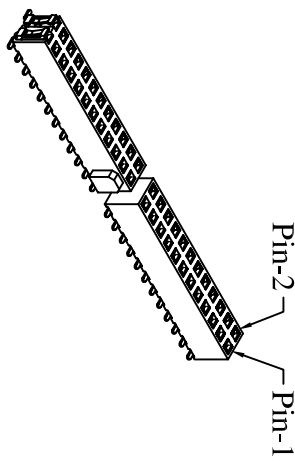
2.0*No.of contacts/2 - 2.00



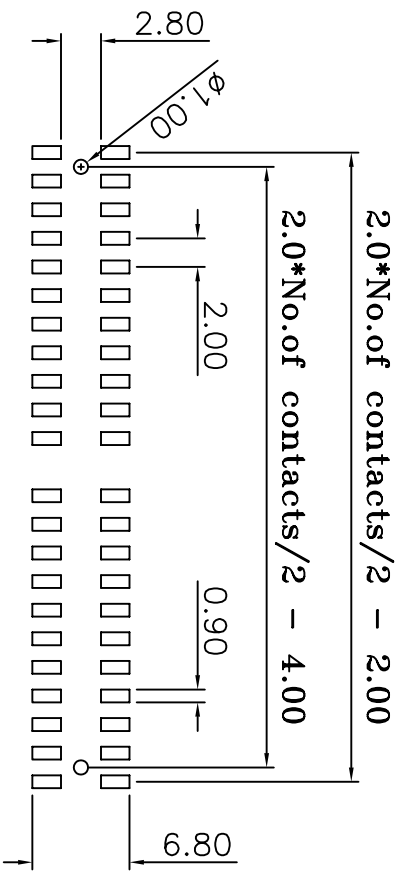
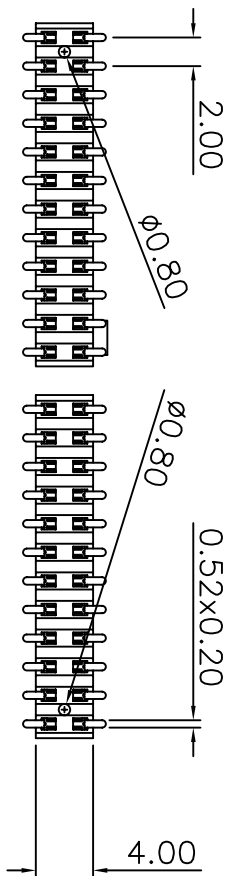
2.0 * No.of contacts/2



Recommended P.C. Board
SMD Layout



Current Rating: 2 Amps
 Insulator Resistance: 5000 Megohms min
 Contact Resistance: 20 m ohms max
 Dielectric Withstanding: 500 V AC
 Operating Temperature: -40° ~ +105° C
 Max Processing Temp: 230° C for 60 seconds
 260° C for 10 seconds
 Contact Material: Phosphor Bronze
 Insulator Material: Polyester; UL 94V-0
 Standard: Nylon-6T
 Finish: Tin, Gold Plated
 Standard: Gold Flash all over



(RoHS Compliant)

P2 N 45 P2 - 2 XX D1 BK X 000 B
 1 2 3 4 5 6 7 8

- Standard: Nylon-6T
- P2=With Key 3.10x2.40mm
- Per ROW: 03 ~ 40 pin
- Tail Style:
DO=SMD No Peg Type
D1=SMD With Peg Type
- Color: BK=Black
WH=White
- Contact Plated:
T=Matte Tin over Nickel
W=Matte Tin over Nickel 150u"
Y=Bright Tin over Nickel
C=Gold Flash
F=Gold Flash,Matte Tin 100u"
A=Gold 3u"
B=Gold 3u",Matte Tin 100u"
- Special Options:
D=Gold 5u"
E=Gold 5u",Matte Tin 100u"
G=Gold 10u"
J=Gold 10u",Matte Tin 100u"
L=Gold 15u"
M=Gold 15u",Matte Tin 100u"
U=Gold 30u"
V=Gold 30u",Matte Tin 100u"
- Packging:
B= Tube



CONN TOP
COMPONENT INC.

@:P2N45P2-2XXD1BKX000-2008/01/10-C1
 @:3.30-2007/11/30-C

1: P2N45P2-2XXBKH1
 2: P2N45T-203820D
 3: 0

PART NO	P2N45P2-2XXD1BKX000B	.X	.XX	.XXX
DRAWING NO	P20045-00048	±0.3	±0.20	±0.100
DRAWN BY	GARY	EDITION: C2	SCALE: 1:1	ITEM: P20045
APPROVAL BY		2009/02/25		UNIT: m.m

TEL:(02)86481727 FAX:(02)86482427